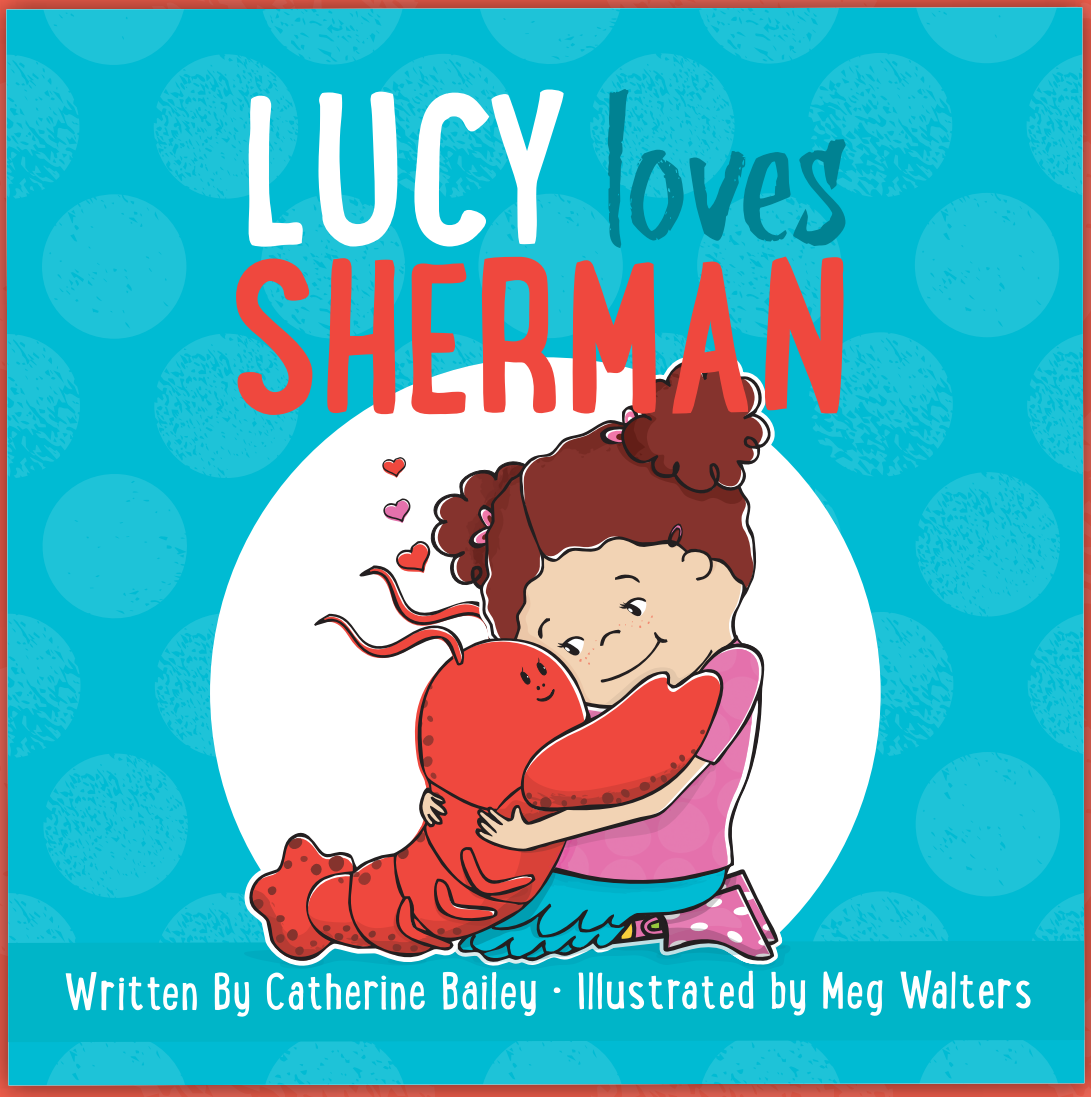

ACTIVITY KIT

LUCY LOVES SHERMAN Finger Puppets

Cut out the characters and make your own story!

Tape or glue together the finger puppet tabs so that they fit your fingers (you can trim the tabs if necessary).







LUCY loves SHERMAN

Written By Catherine Bailey catherinebaileybooks.com
Illustrated by Meg Walters crazydogdesign.com
SKY PONY PRESS ISBN-9781634507059

How to Draw Sherman the Lobster



LUCY loves SHERMAN
Written By Catherine Bailey catherinebaileybooks.com
Illustrated by Meg Walters crazydogdesign.com
SKY PONY PRESS ISBN-9781634507059



Help Lucy Get to Sherman!

Start

Finish





LUCY loves SHERMAN

Written By Catherine Bailey catherinebaileybooks.com
Illustrated by Meg Walters crazydogdesign.com

SKY PONY PRESS ISBN-9781634507059

Lucy Loves Sherman Coloring Page!





LUCY loves SHERMAN

Written By Catherine Bailey catherinebaileybooks.com
Illustrated by Meg Walters crazydogdesign.com

SKY PONY PRESS ISBN-9781634507059

Help Lucy Disguise Sherman!

In the book LUCY LOVES SHERMAN
Lucy tries to hide Sherman by disguising his tank.
What would you do to disguise Sherman?
Would you add a funny hat? Glasses?
Color a disguise on Sherman below:







LUCY loves SHERMAN

Written By Catherine Bailey catherinebaileybooks.com
Illustrated by Meg Walters crazydogdesign.com

SKY PONY PRESS ISBN-9781634507059

LUCY LOVES SHERMAN HOW TO CREATE LOBSTER HEADBAND

Start with: 2 googly eyes, or googly eye stickers
red construction paper
2 red pipe-cleaners
Black/brown marker
Tape and glue



Cut out or punch out two red round circles approx 1-2" round

Glue the googly eyes/ or stickers to the round circles.



Glue the eyes and circles to the red band

Using dark colored marker add polka dots to the headband



Curl pipe cleaners around a fat marker.

Tape to the inside of the red band



Tape the ends of band together and wear!

LUCY loves SHERMAN

Written By Catherine Bailey catherinebaileybooks.com
Illustrated by Meg Walters crazydogdesign.com

SKY PONY PRESS ISBN-9781634507059

LUCY LOVES SHERMAN

HOW TO MAKE PICKET SIGN

Glue or Tape a large tongue depressor to a piece of heavy paper or cardstock. Print the sign sayings and cut out and then glue the sayings and lobster images to create your own picket sign so Mr. Flotsam will FREE SHERMAN!



LUCY loves SHERMAN

Written By Catherine Bailey catherinebaileybooks.com
Illustrated by Meg Walters crazydogdesign.com

SKY PONY PRESS ISBN-9781634507059

FREE
SHERMAN!

SAVE
SHERMAN!

NOT THE POT!

He's a Winner
Not Your Dinner!



Lobster Liberation!